

AluSCAFF

HEAVY DUTY ALUMINIUM SCAFFOLD



Product Guide



Introduction

Lightweight yet heavy duty (675kg) aluminium scaffolding reshaping the way you build.

Versatile, safer and stronger scaffolding gives you the fortitude and stability you need to get the job done.

In response to the industry's demands for better, safer and stronger scaffolding, we are proud to introduce AluSCAFF; a new all-purpose scaffolding system that is exceptionally light, resilient and transportable.

Tough enough to stand up to anything, yet flexible enough to suit any project, AluSCAFF saves you both time and money by reducing your outlay on transport, labour and maintenance, by providing you with strong, secure and easily portable platforms for all of your construction needs.

Manage your risk and secure the safety of your workers with our low upkeep, competitively priced scaffolding solutions that will serve your construction requirements.

With quicker assembly and unparalleled endurance when compared to other scaffolding systems, AluSCAFF is a multifaceted platforming solution with immense possibility.



HEAVY DUTY ALUMINIUM MOBILE TOWERS		
WORK PLATFORM (Top Working Level)	PLATFORM SIZE (Length x Width)	S.W.L kg
2m up to 9m+	3m x 1.2m	675kg
2m up to 9m+	2.4m x 1.2m	675kg
2m up to 9m+	1.8m x 1.2m	675kg
2m up to 9m+	3m x 1m	675kg
2m up to 9m+	2.4m x 1m	675kg
2m up to 9m+	1.8m x 1m	675kg
2m up to 9m+	3m x 0.8m	450kg
2m up to 9m+	2.4m x 0.8m	450kg
2m up to 9m+	1.8m x 0.8m	450kg
Made from Heavy Duty Aluminium Tube 48.4mm O.D x 4.2mm Wall Thickness		



Advantages

OH&S

Up to one-third of the weight of steel scaffold, reducing a multitude of manual handling issues and lost time injuries.

Quicker and Safer

Quicker to erect and transport.

Heavy Duty Rating

Rated at 675kg with a design height of 40 metres. Truss Transoms are rated for 10kpa hoardings.

Truss Transoms

3 metre, 2.4 metre and 1.8 metre truss transoms with 10kpa rating.

4 Metre Long Standards

AluSCAFF's 4 metre long standards speed up assembly times and enable scaffolders to pass standards up higher, eliminating additional labour. A 4 metre alloy standard weighs only 8kg, as opposed to the heavier but smaller 3 metre steel standard that weighs 18kg.

Corners

Corners are joined together, eliminating the need for tube and clip, making for a much neater and safer scaffold. Lapboards are not required on the corners eliminating any trip hazards.

Hop-ups

Hop-ups can have an inside handrail fitted, creating a safer work environment.

Both Down and Up Lifts

Can have both down lift and up lift loads applied.

Grandstands and Staging

Grandstands and staging for the public able to be erected faster and more safely, and incorporate a new handrail system.

More Scaffold Width Sizes

A greater variety of scaffold width sizes when compared to aluminium frame scaffolds. 3 metres to 0.5 metres.

More Versatile

Able to be used as both a static heavy duty rated scaffold and a mobile scaffold, eliminating the need for two different scaffold systems to do the same job.

Better Trapdoor

AluSCAFF has a new aluminium trapdoor system and can be installed on multiple decks, eliminating fall hazards and increasing work place safety.

3 Metre Bays

Save time and money with the extra length of 3 metre bays.

Saving you time and money

Transport

Trucks can carry twice as many square metres on them and still be lighter, hence more cost-effective.

Labour

Save hundreds of thousands of dollars on faster assembly and dismantling times, as well as savings in lost work injuries, prevented by the lighter scaffolding system.

Maintenance

Maintenance costs for the new aluminium ringlock system are considerably cheaper as aluminium resists corrosion and does not require painting as the steel scaffold does. Broken or bent items will also be easier to repair by shortening to the next size down.

Unique Base Assembly

The unique base assembly system speeds up construction of scaffold.





PRODUCT CATALOGUE

TRANSOM AND LEDGER ENDS

0.21kg



BRACE ENDS

Left, Right
0.24kg



PLAN BRACE ENDS

0.25kg



RING SUPPORT

0.22kg




WEDGE PINS

0.12kg




INFILL LEDGER

3m-16.5kg
2.4m-12.6kg
1.8m-9.5kg
1.2m-6.5kg



STANDARDS

4m-8.2kg • 3.5m-7.2kg
3m-6.2kg • 2.5m-5.1kg
2m-4.1kg • 1.5m-3.1kg
1m-2.1kg • 0.5m-1kg




LEDGER

3m-5.4kg • 2.4m-4.4kg
1.8m-3.4kg • 1.2m-2.5kg
1m-2.1kg • 0.8m-1.7kg
0.5m-1.4kg • 1.5m-2.8kg



TRANSOM

3m-13.5kg
2.4m-10.5kg
1.8m-8kg
1.2m-5.2kg
1.0m-4.1kg
0.8m-3.2kg
0.5m-2.4kg
1.5m-8kg




CORNER TRANSOM

2.4m-10.3kg
2.2m-9.9kg
2m-9kg
1.8m-7.9kg



TRUSS TRANSOM

3m-26.9kg
2.4m-21.8kg
1.8m-15.6kg



BASE

0.7kg



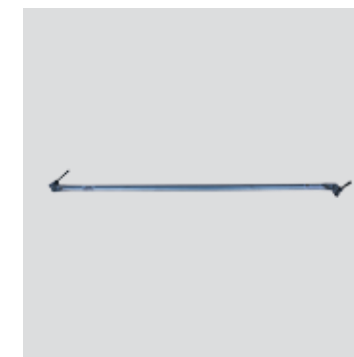
HOP-UP

1 Board - 1.2kg
2 Board - 4.4kg
3 Board - 7kg



BRACE

3m-6.7kg • 2.4m-5.8kg
1.8m-5.1kg • 1.2m-4.6kg
1m-4.4kg • 0.8m-4.3kg
0.5m-4.2kg • 1.5m-4.9kg



PLAN BRACE

3m x 3m down to 0.5m
2.4m x 2.4m down to 0.5m
1.8m x 1.8m down to 0.5m
7.6kg to 3.7kg



STEEL TOE BOARD CLIPS

0.76kg



SCREW JACKS

Solid - 7.4kg
Hollow - 3.5kg
Swivel Hollow - 4kg



12MM GRAVITY PIN

0.21kg



**DOUBLE
STANDARD
COUPLER**

0.6kg



**LADDER
TRANSOM**

1.2m-4.7kg
1m-4.4kg
0.8m-4.1kg



TRAP DOOR

12.5kg




SPIGOT

0.25kg



**STEEL
BOARDS**

3m-20kg • 2.4m-17kg
1.8m-13kg • 1.2m-9.2kg
1m-7.6kg • 0.7m-6.1kg
0.5m-4.5kg • 1.5m-10.68kg



PALLETS

Length = 1055mm
Width = 1055mm
Height = 870mm
Weight = 54.9kg



**CASTORS
HEAVY-DUTY
LARGE
(500KG)**

8 inch - 6.1kg



**U-HEAD
BASE**

0.9KG



V - COUPLER

1.1KG



**90
DEGREE
COUPLER**

1.06kg



**SCAFF POUCH
&
SCAFF BOOK**



**MUSHROOM
COUPLER**

0.3kg



**SWIVEL
COUPLER**

1.15kg



**SLEEVE
COUPLER**

1.1kg



**BEAM
CLAMP
Small**

1.45kg
45mm



**SWIVEL
BEAM
CLAMP**

1.52kg



PUTLOG

Single - 0.67kg
Double - 0.68kg



**BEAM
CLAMP
Large**

70mm
1.55kg





With improved safety mechanisms and a better trapdoor system than most current equivalents on the market, make safety a priority in your workplace and manage your risk more effectively with AluSCAFF's versatile scaffolding solutions.



AluSCAFF

HEAVY DUTY ALUMINIUM SCAFFOLD

- > Heavy duty doesn't need to weigh a tonne.
- > Portable, lightweight and resilient, AluSCAFF is an innovative and cost-effective scaffolding solution that will revolutionise the way you build.
- > With a higher safety rating than equivalent steel scaffolding, reduce your workload, protect your workers and do things that you never thought were possible with AluSCAFF.

Proudly Supplied by:

NCS Wholesalers Pty Ltd
ABN 34 100 687 330

Address. 4 Glenwood Drive,
Thornton NSW 2322

Phone (02) 4028 6915

Mobile Rep: 0429 394 373

Email ken@novoscaff.com.au



www.aluscaff.com.au